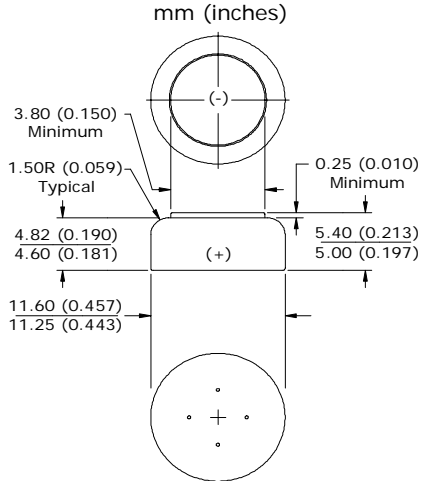


ENERGIZER NO. AC675



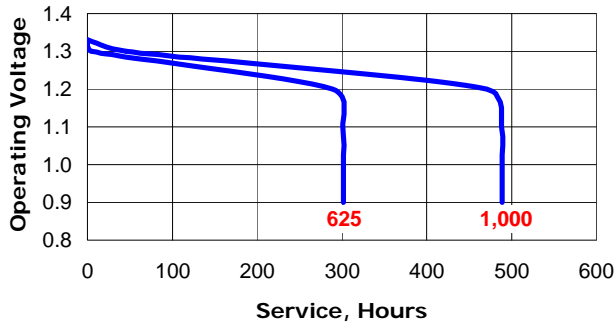
(top view) (bottom view)

Industry Standard Dimensions



Typical Discharge Characteristics

Schedule: 16 hours/day
 Typical Drain @ 1.3V:
 2.1 & 1.3 milliamperes
 Load: 625 & 1,000 ohms



Simulated Application Test

Typical Performance at 21°C (70°F) & 50% RH

Schedule:	Typical Drains: at 1.3V (milliamperes)	Load (ohms)	Cutoff 0.9V (hours)
16 Hours/Day	2.1	625	302
16 Hours/Day	1.3	1,000	488

Specifications

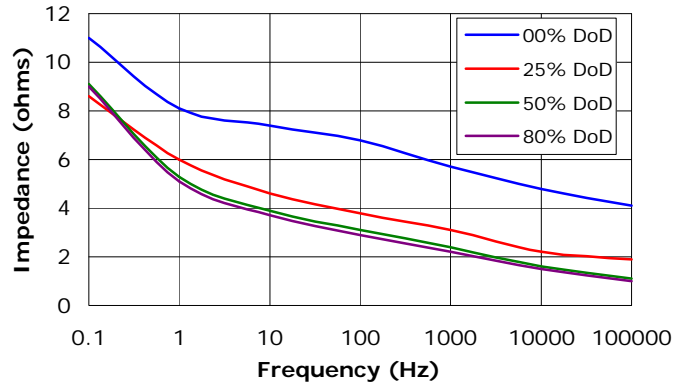
Chemical System: Zinc Air (ZnO₂)
Tab Color: Blue
Designation: ANSI-7003ZD, IEC-PR44
Nominal Voltage: 1.4 Volts
Typical Capacity: 635 mAh (to 0.9 volts)
 (Rated at 625 ohms at 21°C/50% RH)
Typical Weight: 1.9 grams (0.1 oz.)
Typical Volume: 0.5 cubic centimeters (0.03 cubic inch)

Impedance

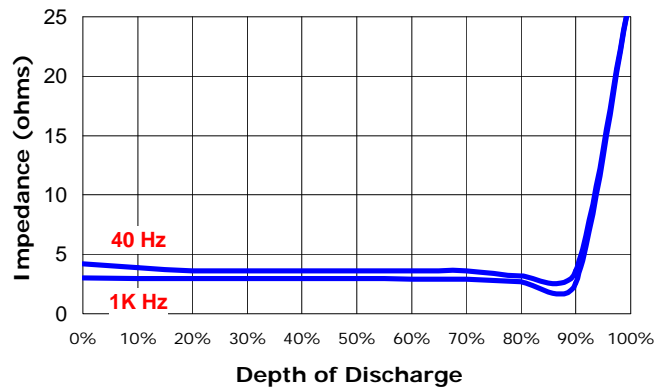
The total opposition that a battery offers to the flow of alternating current. Impedance is a combination of resistance and reactance.

The typical impedance of these cells on open circuit and during useful discharge varies from 5-20 ohms. This applies over a frequency range of 40-5,000 hertz at the current drains shown below.

Impedance vs. Frequency



Impedance vs. Depth of Discharge



Important Notice

This data sheet contains typical information specific to batteries manufactured at the time of its publication.

Contents herein do not constitute a warranty.

©Eveready Battery Company, Inc. - All Rights Reserved