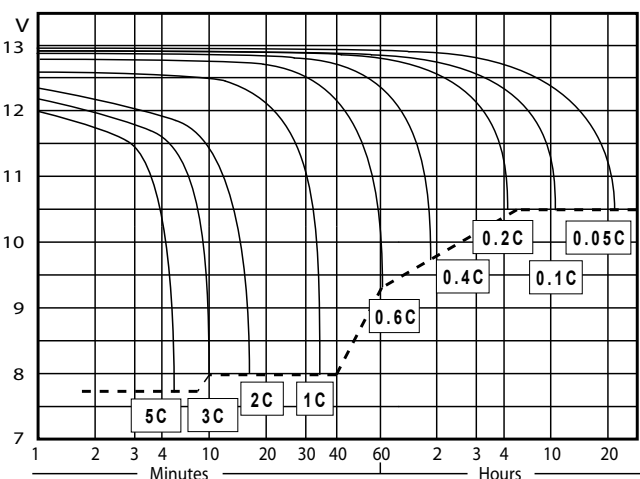
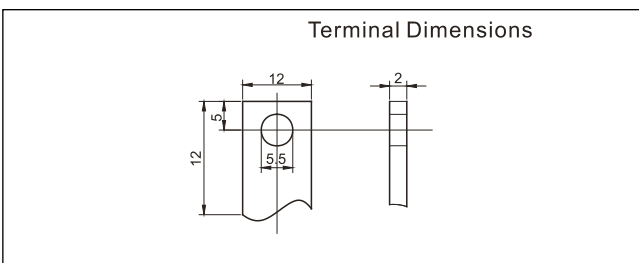
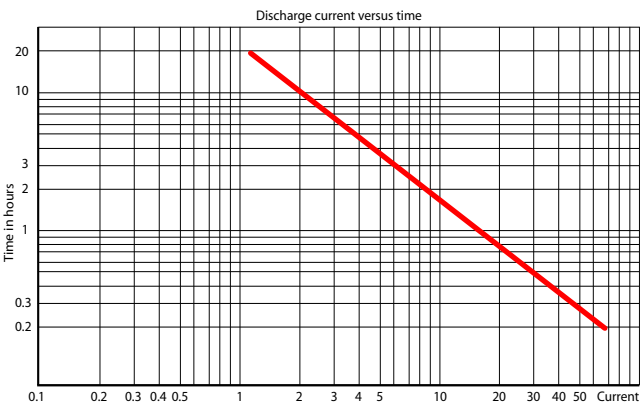


Voltage	: 12 Volt
Capacity	: 22Ah
Dimensions	: 181x77x167mm (LxWxH)
Terminal	: M5 Nut & Bolt (supplied)
Container & lid	: Flame retardant ABS
Approximate weight	: 6.5kg
Packing	: 2/box, 13kg 150/pallet, 1.000kg

- Typical Applications:**
- Golf trolleys
  - Agricultural trolleys
  - Lifts & hoists
  - Garden tools
  - Lifting platforms
  - Sensors
  - UPS systems

<b>Capacity</b>	
20 hour rate (1.1A)	: 22Ah
10 hour rate (2A)	: 20Ah
15 minute rate (528 Watt)	: 11Ah (8.4V)
<b>Internal Resistance (fully charged)</b> : <9mOhm	
<b>Capacity versus temperature</b>	
40°C	: 102%
25°C	: 100%
0°C	: 85%
-15°C	: 65%
<b>Max. discharge current</b> : 300A (5 sec)	
<b>Charge (constant voltage)</b>	
Maximum charge current 6A	
Float use: 13.6 - 13.9 Volt. -20mV/°C	
Cyclic use: 14.5 - 14.9 Volt. -30mV/°C	



Discharge data watt/battery

Discharge time		5 min	10 min	15 min	20 min	30 min	40 min	50 min	60 min	3Hr	5Hr	10Hr
End Voltage	10.80V	902	616	446	381	289	220.0	184.0	162.0	67.1	46.5	26.2
	10.50V	1078	687	485	403	301	228.0	190.0	165.3	69.2	48.0	26.9
	10.20V	1155	723	507	418	308	234.0	193.3	168.0	71.2	48.7	27.2
	9.90V	1188	737	518	425	312	236.7	196.0	170.0	72.1	49.1	27.4
	9.60V	1210	747	524	429	314	238.0	197.3	171.3	72.5	49.3	27.4